

## CERTIFICATE OF INSPECTION

AS/NZS ISO 22846.2-2020 – Industrial Rope Access Systems | AS/NZS 1891 Series – Industrial Fall-arrest Systems and Devices

SITE DETAILS			
Client Name:	Collins Square Management		
Client Contact:	Louise Luu		
Site Name:	Tower 2		
Site Address:	Collins Street, Docklands, Victoria 3008		
Inspection Date:	09/02/2023	Certificate Expiry:	09/02/2024

SYSTEM INFORMATION			
System Type:	<input checked="" type="checkbox"/> Fall Arrest	<input checked="" type="checkbox"/> Industrial Rope Access	<input type="checkbox"/> Access
	AS/NZS 1891.4	AS/NZS ISO 22846.2-2020	AS/NZS 1657:2018
System Purpose:	Roof Maintenance / Façade Maintenance		


CERTIFIED COMPONENTS	FAILED COMPONENTS
The following components have been certified:	The following components have failed this inspection:
1 x Surface mount static lines, 21kN (T2-SL1) 4 x Chemical fix anchor points, 12kN (T2-8-AP1 to T2-8-AP4)	1 x Surface mount static lines, 21kN (T2-SL2)

COMMENTS
<p>This inspection has been conducted in accordance with the requirements stipulated by Victorian legislation and applicable Australian Standards.</p> <p>All components found to be compliant during this inspection have been fitted with updated certification labels. Failed components have been tagged out of service. For further information on individual components, refer to system inspection report.</p> <p>To remain compliant with Australian Standards, anchor points must be inspected by a height safety equipment inspector at intervals no greater than 12 months. Inspections must be documented. Installation and inspection documentation should be made readily available to all users of the system.</p>

INSPECTOR NAME	SIGNATURE	DATE
Will Trotter		09/02/2023

# ***Britesafe***

***The Experts in Roof Safety***



**2023 Height Safety / Industrial Rope Access System Inspection Report**

## **Collins Square | Tower 2**

# Table of Contents

Disclaimer ..... 3

Confidentiality ..... 3

Report Details ..... 4

System Description ..... 4

Summary of Results ..... 6

Layout Plan ..... 6

Rectification Scope / Suggested System Upgrades ..... 8

Inspection and Test Methodology ..... 9

---

## **Disclaimer**

Britesafe believes the information contained within this report to be correct at the time of issue.

Britesafe was commissioned to undertake an inspection of height safety components at this site. This is not a comprehensive height safety audit and should not be relied upon as an exhaustive record of all possible height safety related risks or hazards that may exist or potential improvements that can be made.

Through inspection and/or testing, the Britesafe height safety inspector has undertaken to determine whether or not the existing system components, as installed, continue to be serviceable.

If the installed system has been found to be unsafe, the height safety inspector will provide, by way of this report, recommendations for amendments to the system to achieve compliance.

In the event that the system has a questionable background or insufficient evidence is available to prove that the system fit for use, a complete system reevaluation may be required. Such a reevaluation may necessitate engineering verification or replacement of existing system components.

Upon completion of this inspection, a certificate detailing the results shall be provided to the client. This certificate should be made readily available to users of the system.

## **Confidentiality**

In order to maintain the integrity and credibility of the inspection process and to protect the parties involved, it is understood that Britesafe inspectors will not divulge to unauthorised persons any information obtained during this inspection unless legally obligated to do so.

---

## Report Details

<b>Site Name:</b>	Collins Square Tower 2
<b>Site Address:</b>	Collins Square Collins Street, Docklands, Victoria 3008
<b>Height Safety Equipment Inspector:</b>	Will Trotter
<b>Date of Inspection:</b>	09/02/2023
<b>Certification Expiry:</b>	09/02/2024

All components listed in the following report have been inspected and tested in accordance with legal requirements. Each component has been inspected in conformance with the applicable Australian Standard(s) checked below.

- AS/NZS ISO 22846.2 - Industrial Rope Access Systems
- AS/NZS 1891 Series – Fall-arrest Systems and Devices

## System Description

The system installed at this site is designed for roof maintenance purposes and façade access via industrial rope access.

## System

ITEM	PASS / FAIL
Access to System	PASS
Access Between Roof Levels	PASS
System Layout	PASS
System Documentation	PENDING REVIEW
Parent Structure	PASS

## Components

ITEM ID	TYPE	RATING	MANUFACTURER	PASS / FAIL
T2-SL1	Surface Mount Static Line	21kN – Fall Arrest	Sayfa	PASS
T2-SL2	Surface Mount Static Line	21kN – Fall Arrest	Sayfa	FAIL
T2-L8-AP1 to T2-L8-AP4 (Level 8)	Chemical Fix Anchor Point	15kN – Rope Access	Sayfa	PASS

## Installation Details

ITEM ID	SYSTEM INSTALLER	DATE OF INSTALLATION
T2-SL1 & T2-SL2	Unknown	Unknown
T2-L8-AP1 to T2-L8-AP4	Britesafe	08/04/2020

## Summary of Results

System Summary			
Compliant Anchor Point Quantity	4	Non-Compliant Anchor Point Quantity	0
Compliant Static Line Quantity	1	Non-Compliant Static Line Quantity	1
Compliant Ladder Quantity	1	Non-Compliant Ladder Quantity	0
<b>Details:</b> <ul style="list-style-type: none"> <li>The static line traveler has been left on the static line and has rusted. We suggest it is removed from service.</li> <li>The tension indicator disc on the failed static line is not spinning. The line needs to be re-tensioned. If the line cannot be re-tensioned, it will need to be replaced.</li> </ul>			

## Access Ladder Register

TYPE	LOCATION	MANUFACTURER	HEIGHT	PASS / FAIL
<b>T2-L38-LD1</b>				
Two Stage Vertical Cage	T2-L38 Plant Room	Sayfa Systems	7000m	<b>PASS</b> AS/NZS 1657:2018



All components that have passed this inspection have been fitted with updated certification labels. These components have been deemed fit for use by trained and competent personnel.

A system information and certification sign has been installed at each roof access point.

Any failed components have been tagged out of service and are not to be used.

## **Rectification Scope / Suggested System Upgrades**

Based on the results of the inspection, the following works are suggested:

- Remove the rusted static line traveler from service.
  - Contractors to provide their own static line traveler.
  - Attempt to re-tension the failed static line. If the line cannot be re-tensioned, it will need to be replaced.
-

## Inspection and Test Methodology

### Anchor Points

In accordance with Australian Standard 1891.4:2009 – Industrial fall-arrest systems and devices and AS/NZS ISO 22846.2 – Industrial rope access systems, permanently installed anchor points are to be inspected at intervals not exceeding 12 months. The anchorages are visually inspected for signs of deterioration, which might make them unserviceable, together with any other requirements contained in manufacturers' instructions. The parent structure is also visually inspected for modifications or deterioration which might lead to loss of anchor strength. Drilled-in, glued-in and friction anchors are proof loaded by application of an axial pull-out force of 50% of the anchor's design load.

### Horizontal and Vertical Life Lines and Rails

In accordance with Australian Standard 1891.4:2009 – Industrial fall-arrest systems and devices, life lines of steel construction and rails are to be inspected by a height safety equipment inspector at intervals as recommendation by the manufacturer to a maximum of five-yearly. In the absence of such a recommendation, static lines are to be inspected on an annual basis. The inspection is carried out in accordance with the manufacturer's instructions. Line anchorage points and rail support anchorages are inspected as per the methodology for anchor points above. The parent structure is inspected for any modification or deterioration which might lead to a loss of anchorage strength. Cables terminations, line tensioners, fixings and other system components are inspected in accordance with AS1891.4 clause 9.3.5.

**Important!** Any system which has not been certified in over 12 months cannot be used. All inspections are to be documented. Upon completion of the annual testing regime, a certificate detailing the results of the inspection should be supplied to building management. This certificate and any installation documentation should be made readily available to users of the system.

---





Photo 5



Photo 6



Photo 7



Photo 8



Photo 9




Photo 10



Photo 11



Photo 12



Photo 13



Photo 14




Photo 15




Photo 16



Photo 17




Photo 18



Photo 19




Photo 20




Photo 21




Photo 22



Photo 23